




Pigeon Lake Watershed Association

2016 – 2017 Annual Report



Mission: To enhance, perserve and protect Pigeon Lake and its watershed for current and future generations.

Contents

- 1 Board Message**
- 2 Meet the Board**
- 3 2017 Highlights**
- 4 On-Going Programs**
- 5 Working Together**
- 6 2017 Statistics**
- 7 2016 Financials**

MESSAGE FROM

THE PLWA BOARD

Commitment
Coordinated Action
Hope
Making a Difference!

2017 was a year of great progress! It was marked by the production of the Pigeon Lake Watershed Management Plan, also known as the PL Plan.

We completed a watershed management plan ready for adoption that complies with the Water Council standards. This is huge! It will coordinate action at all levels of governments for the lake. While opportunity, updates and leadership sessions have kept most elected officials informed, there is more work to have it recognized by all

Pigeon Lake municipalities, the Province and the Maskwacis Cree Nations. We encourage all residents to support your elected officials with the adoption of the plan and their work to support its implementation. Let's get it fully supported so we can focus on implementing it.

2017 was the third year of the Clean Runoff Project and the survey on the results, suggests that there was considerable interest and actions by people. We'd like to think that together we are making the social norms for living by the lake reflect the development, landscaping and lot maintainance practices be better for the lake. We believe that together, we are making great progress.

We thank everyone for keeping informed, participating in our efforts and acting on your property for the lake, using our resources to guide you. Thank-you too, for your support to sustain our work for the lake.

Sincerely the PLWA Board.

MEET THE BOARD



Ian Bradley - Land Use
Itaska



Wayne Buskas - President
Ma-Me-O



Michael Gaian – In-Lake
Mission / Leduc County



Brent Wyley – Director
Argentina



Kevin McKee – Land Use
Johnsonia



Mike Mahon– Governance
Ma-Me-O



Samual Minde – 1st Nations
Erminskin Cree Nation



Michael Rowley – Treasurer
Ma-Me-O



Ron Laing – Nominations
Poplar Bay



Tom Wooding – Director
Argentina



Bob Gibbs – PLWMP Chair
Silver Beach



Daniel Kenway – Director
Sundance

2017 Highlight

PLWMP ready for adoption!



The Pigeon Lake Watershed Management Plan or “PL Plan” lays out a work plan to enhance the health of the lake. It is divided into seven topics. All topics are important and interdependent.

The Plan recognizes the lake science, reflects community considerations and meets the government planning standards. It builds on existing initiatives and sets out a road map for future initiatives.



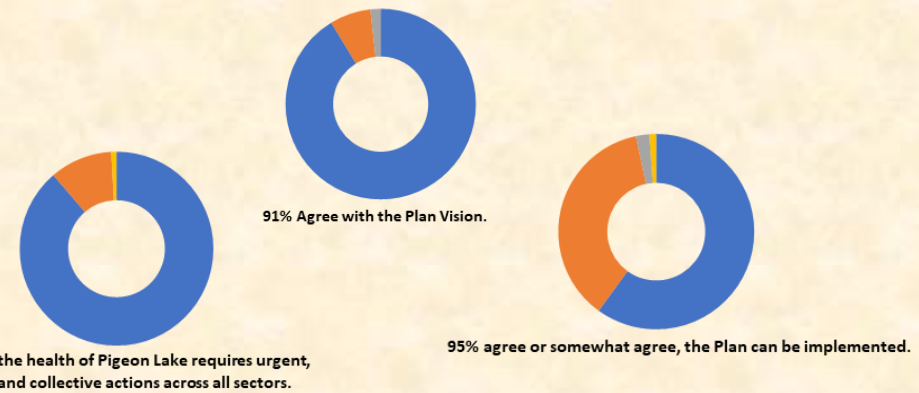
There were many opportunities for the Pigeon Lake Leaders and residents to learn about the PL Plan it and to give their input. The lake needs this plan to be implemented.

Lake Leaders learned and gave feedback through the annual Leaders Sessions and the Alliance of Pigeon Lake Municipalities representatives.

There were two public open houses and nine Summer Villages had the PLWA presentat at their Annual Information Meeting. A survey for the Plan, collected feedback over the summer and showed that the Plan has been well received.



- Strongly Agree
- Somewhat Agree
- Somewhat Disagree
- Strongly Disagree



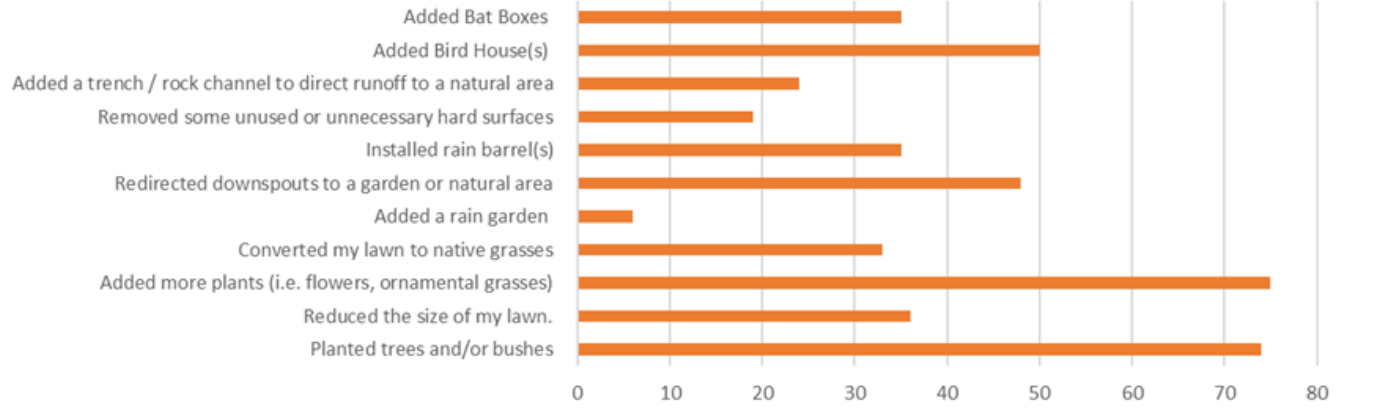
Check out the PL Plan and the further survey results at www.plwmp.ca/plan/

2017 Highlight

Clean Runoff Project Actions! ... 637 reported healthy-lake changes done before and during the project



... and more changes planned!

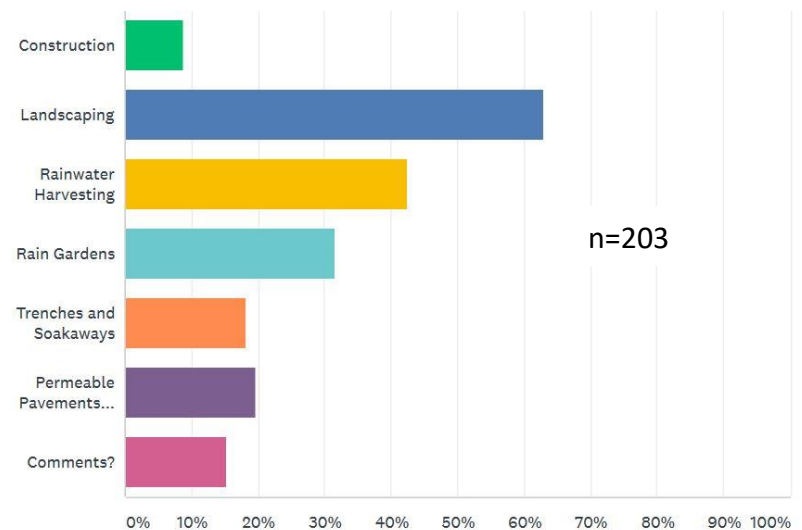


People are using the Clean Runoff Action Guide!



93 people used our Clean Action Guide to Evaluate their lot re: Clean Runoff and another 114 read or at least scanned that section.

In addition, many people read and received guidance from the other sections as shown in the graph.



... more 2017 Highlights

Shoreline Pilot / Demo Site!

Working primarily with Cows and Fish a pilot and demonstration site was installed in Oct 2016. We saw good progress in 2017 and held our 1st Shoreline Open House alongside the fall Johnsonia Clean Runoff Open House.

Objectives are to educate and show:

- What is a healthy shoreline?
- How to restore a shoreline?
- Healthy shoreline maintenance.
- Dealing with invasive plants

... and learn which of 3 willows grow best in sandy soil that once established, can then be cut for a view. [See Update](#)



1st Clean Runoff Open Houses!

Ma-Me-O Residential Clean Runoff Demonstration Site Open House!



Johnsonia Residential Clean Runoff Demonstration Site Open House!



1st Clean Runoff Workshop!

Clean runoff and plant experts and an array of native plants for purchase were brought to the lake in June.

There was a walk-through of the Clean Runoff Guide and presentation on native plants – why they are so good, some examples, followed by a great discussion and question period.



On-going Programs

Developing Tomorrows' Lake Stewards Today!

- PLWA draws on our healthy lake partners to have add fun kids programs for kids and families to have our Pigeon Lake kids become healthy-lake stewards. Each year, the Argentia kids programs fits the PLWA into two afternoons. Helped by the Battle River Watershed Alliance education staff, the PLWA staff run a few fun lake age appropriate lake learning activities.

Love the Lake Family Fun Day

- Over 250 people enjoyed some of the 18 different fun learning activities at the Provincial Park: Live birds, bird banding, fishing, games, fire engines, painting and taking home bird houses and much more. Many local organizations, lake volunteers and AEP Parks personnel all helped our staff to make this day a wonderful success!

The Prevention of Aquatic Invasive Species (AIS)!

- This year, the GoA staff priority was the whirling disease and not as available. So, along with the lake monitoring for invasive mussels program, the PLWA staff dedicated a few extra days to give out AIS information at the Mulhurst boat launch. This year, we asked questions to get an indication of how knowledge people are about AIS. Turns out that few people know very much about AIS. Most of those people were from around the lake.

Bottom-line: We all need to be informed, informing and vigilant about AIS and the CLEAN, DRAIN AND DRY program!

Lakewatch Program

- The PLWA with support from some Summer Villages ensures annual monitoring of the lake's water quality and invasive aquatice plants. The 2015 [Lakewatch Report](#) is at www.plwa.ca Docs and Resources > Water. Every 10 years or so this information is used by the government for the long-term trends of the water quality.

New Comers Packages

- The last 4 years, the PLWA has worked with SV Administrators, to give out 180 New Comers packages to new lake residents.



Working Together

Lake Leader Session: Great attendance! In addition to most of the major lake organizations, this year included most municipalities and native administration senior staff, and many of the Maskwacis Cree Nation including Chief Randy Erminskin.



Keeping Residents Informed – PLWA and the Alliance of Pigeon Lake Municipalities

The PLWA and APLM are continuing to co-create and distribute through the municipal websites all of us, Spring and Fall Newsletters.

Healthy-Lake Partners: While the Clean Runoff Program ended so did the associated grants, but we continue to benefit from many wonderful partners who bring expertise, contribute in-kind, and run programs such as the Canada Summer Jobs funding that we rely on for the summer staff. We greatly appreciate that some of the Summer Villages give the PLWA some annual funding, for the work for the lake.



2016-2017 Statistics

Watershed Connections

Members 1392 in 2016 1289 in 2017

Subscribers 374 in 2016 352 in 2017

Total Connections ... 1766 1641

Facebook @ Pigeon Lake Watershed Association – 122 Followers (2016 end) 240 Followers (2017 end)
Please Like / Follow (posts about lakes, land, nature and human connections to nature as well as the PLWA work, events and updates. Many members do not want many emails.

Twitter – @PLWAInfo – 94 Followers (2016 end) 112 Followers (2017 end) 112 Followers

Volunteers: 2016 Volunteers - 99 (demonstration sites), 2017 Volunteers 32

Leaders Session attendance: 2016 was 47 and in 2017 was 59

Clean Runoff Project Summary & Action Statistics

The 2015 and 2017 CR Surveys showed that people want to know about the actions being taken in the watershed. The numbers in the chart below give indications of the number of people making CR changes from tracked sales and the 2017 CR Survey responses. Keep in mind that people make purchases other places, and not everyone who made changes completed the survey.

Clean Runoff Demonstration Sites

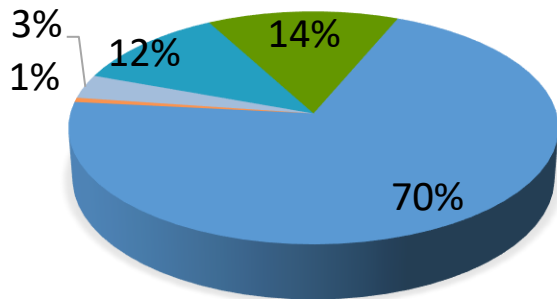
3 Municipal Clean Runoff Garden Sites (1 at Mission, 2 at Ma-Me-O), 2 Residential Sites installed in 2016 Open Houses in 2017,
1 Rain Garden Demo Site location identified to be installed in 2017. 1 Shoreline Pilot installed in 2016 and Open House in 2017.

What	# in 2016	# in 2017	Demonstration sites	Total	# Actions Reported on CR Survey Before 2015	# Actions Reported on CR Survey During Project 2015/16/17	Total Actions	# Reported on CR Survey as Planning To Do
Native Grass (450 gram counted as 2,225 gram bags).	40	89	✓ Hydroseed ✓ Plant plugs ✓ Overseeded	129	Converted to Native grass 34	Converted to Native grass 33	67	56
Clover		21						
Reduced size of lawn					52	36	88	34
Planted trees and bushes					131	74	205	48
Redirected downspouts to a garden or natural area					128	48	176	40
Rain Barrels	57	18	✓	75	73 lots Installed	35 lots Installed	108	48 lots
Native plants (flowers, ornamental grasses, etc)	290	142	1001	1,433	88	75	163	60
Rain Garden					20	6	26	42
Removed nused/unnecessary hard surfaces					45	19	64	10
Added a trench/rock channel Direct runoff to a natural area					66	24	90	37
Re-naturalized shoreline (let good plants grow)							142	
Manage invasive plants							123	
Bird Houses	64	68	✓	132	140	50	190	34
Bat Boxes	16	17	✓	33	90	35	125	44

The CR Project began in 2015 when we started to introduce people to Clean Runoff and a survey for input was done. Resources and support for actions ran over the 2016 and 2017 seasons, and the lake needs the Clean Runoff to continue as an on-going program.

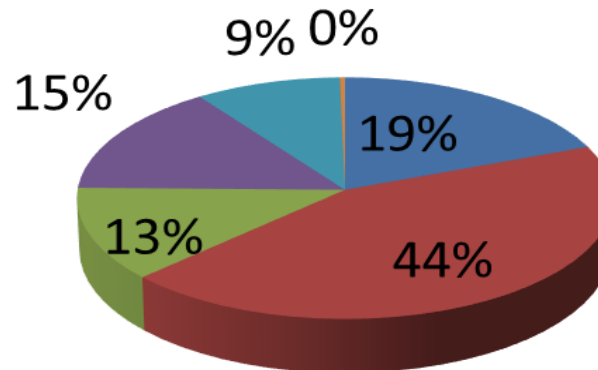
2016 Audited Financials

2016 Revenues



\$180,019

2015 Revenues



\$210,280*

- Grants
- Donations - Major Donors
- Summer Villages
- Donations - B/G Algae Sampling
- Individual Donations
- Savings/Interest/Etc
- Other

* Please note that in 2015 the PLWA ran a Major Donors Campaign. This money is restricted to PLWA sustainability. We are doing everything we trying to make this fund last as long as possible

Expenses



EXPENSES	2016 EXPENSES	2015 EXPENSES
Clean Runoff Guide and Eco-Action Project	\$178,542	\$26,950
Administration & Planning	\$32,753	\$8,970
Watershed Management Plan	\$7,244	\$21,493
Lake Monitoring	\$3,500	\$3,500
Professional Fees	\$1,794	\$1,944
Communications, Advertising and Website	\$835	\$1,848
Stewardship	\$385	\$797
Water Testing	\$195	\$33,671
Membership	\$183	\$354
Homesite assessments	\$-	\$7,700
Total Expenses	\$ 225,431	\$ 107,227

Members Equity

Statement of Financial Position

	2,016	2,015
ASSETS		
Cash	\$ 50,740	\$63,153
Term Deposits	\$ 157,598	\$210,996
Account Recievable	\$ 220	
GST Recoverable	\$ 3,830	\$740
Total Assets *	\$ 212,388	\$ 274,889
LIABILITIES		
Current Liabilities	\$ 6,828	\$ 23,917
Members Net Assets	\$ 205,560	\$ 250,972
Liabilities and Member's Net Assets	\$ 212,388	\$ 274,889

